



9



10




11



12

Applications



Technical Specifications Lockwelt Series

	LW 7000	LW 7000 AP
Sewing Head	Twin Needle Single Needle Bar	Twin Needle Split Needle Bar
Stitch Type	301 Lockstitch	
Sewing Speed	1,500-3,000 spm	
Needle Bite Size	12 mm standard 10 to 24 mm options	10, 12, 14 mm
Welt Length	20 - 190 mm (240 mm optional)	
Stitch Density	Start and Finish 2,5-20, Center 1,5-5 stitches per cm	
Start and End Speed	Programmable	
Back Tacking	Programmable 3 - 15 mm	
Control System	PLC controller with Touch Screen interface	
Memory	54 Pocket Styles	
Cycle Sewing	Up to 5 Pocket Styles	
Welt Styles	Single, Double, Offset with or without flap	
Flap Sewing	Photocell for flap length sensing both the start and end of flap: right, left or alternating combinations selectable from control panel: independent left right clamping.	
Feed System	EFKA DC Motor Controlled Drop Feed (Needle Feed Optional)	
Cariage Drive	AC Servo Motor (Step Motor Optional)	
Tab Knives Drive	Stationary Tab Knives System (Step Motor Optional)	
Folding Station	Swing out System	
Quick Change Kit	Standard	
Bobbin Thread Indicator	Standard	
Needle Thread Monitor	Standard	
Thread Trimming	Pneumatic	
Laser Marking Lamps	3 Standard and 5 Optional	
Cycle Counter	Standard	
Diagnostics	Standard	
Operator Position	Sitting	
Electrical Requirements	230 V 1 Phase 50/60 Hz	
Crated Dimensions	1350 mm (L) x 1005 mm (W) x 1500 mm (H); Table working height 850 mm	
Weight	225 kg	
Applications	Formal, informal men's/ladies'/kid's wear (suits, trousers, jackets, coats, skirts, vests), leather jackets, sportswear, workwear, ladies' handbags' zip-ped pockets	

Accuracy of illustration and description of equipment shown herein apply to products as manufactured at time of publication.



AMF REECE
Better Ideas, Better Made

World Headquarters AMF Reece Inc., Czech Republic
Tovární 837
796 25 Prostějov
Phone: +420 582 309 275
Fax: +420 582 360 608
E-mail: marketing@amfreece.com

Distributor

Website: www.amfreece.com

05/2011

AMF is a trademark of AMF Group, Inc.

LW 7000 Lockwelt Series Advanced Pocketwelding Machine



Our LW-7000 pocketwelding series can be used for all types of welted pockets and is ideal for all segments of the apparel industry. Available models and a range of optional accessories make the machine capable for use on a wide variety of applications. LW-7000 is capable of sewing at high speeds of up to 3,000 spm.



AMF REECE
Better Ideas, Better Made

Common Features

Stationary Tab Knives combined with the AC Servo motor controlled carriage movement ensures high quality corner cutting on all kinds of fabric. (Please see optional mechanisms)

Servo motor controlled carriage movement ensures very accurate feeding of fabric for cutting operations.

Automatic Flap Sewing, on left or right welts, is possible with the help of a photocell system fitted as standard on the machine. Independent clamping can be activated if the operator prefers to spread the fabric before sewing operation.

Centre Knife (1) is controlled by an independent DC motor that is fixed on the machine sewing head.

Clamp Feet position (lateral distance, in or out) and clamp feet pressure can be simply adjusted especially when sewing on difficult materials.

Cycle Sewing allows the sewing of different types of welts in alternating combinations. Up to 5 pocket styles can be selected from the control panel for cycle sewing.

Quick Change Kit as a standard accessory allows the operator to sew either single or double welts by a simple change of the patch guide.

Single and Double Welt Folders are supplied as standard with the machine.

Top Thread Monitor (2) is fitted as standard and stops the machine when a thread break occurs.

Bobbin Winder is located on the sewing head minimizing down time when changing bobbins.

Laser Lights (3) are supplied as standard (3 sets) for easy placement of the fabric panel. These eliminate the need for manual marking on both trouser and jacket welting operations.

Pocket Bag Clamp is used for securing the pocket bag material while the operator loads the panel.

Eight Bites Sizes are available as options from 8-24 mm in 2 mm increments (the bite size must be specified at time of order).

Swing out Folding Station (4) can be opened for easy access in case of re-threading and bobbin changes.

Tilt Back Sewing Head allows easy maintenance.

Optional Accessories

Auto Tape Feeder (5) is available for automatic loading and cutting of interfacing.

A Vacuum System (6) is recommended to be used for sewing welts into the back panels of trousers which have a dart seam. The system can be used with its own independent vacuum motor or hooked up to the existing plant vacuum system.

Dart Stretcher is used for eliminating fabric fullness before clamping and sewing.

Universal and Trouser Stackers (7) are available to remove the panels from the machine to increase productivity.

Work Remover should be used for shorter panels.

The Automatic Patch and Flap Loader allows the operator to utilize the sewing time by pre-loading the patch and flap ready for the next cycle.

A Welt Notching Device automatically cuts a slit or notch in the welt material which reduces and distributes the thickness evenly in the finished welt ends.

Sandwich Clamp Kit (8) is recommended for lightweight fabrics not to slip during sewing cycle. This device uses clamp arms lower support plate that is attached to the carriage. The support plate travels back and forth with the carriage, aiding in the transport of material and preventing puckering during the sew cycle.

Zipper Attachment (9) allows two sides of the endless plastic zipper to be inserted automatically from a roll above the machine into the welt during the sewing cycle. At the end of the sewing cycle, the zipper is cut (10) to the exact length. Only plastic zippers can be used

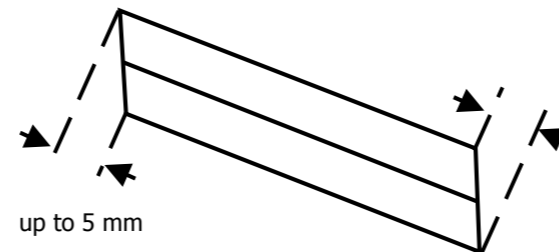
Needle-Feed Mechanism ensures that the material moves while the needle is in the material. This is especially advantageous when sewing on difficult materials such as slippery, thin, elastic fabrics etc.

The LW-7000 machine can be equipped with **step motor controlled tab knife system** in combination with a step motor fabric feed as opposed to stationary tab knives and servo motor feed which is the standard version. The step motor control system is optional and needs to be specified when ordering the machine.

AP Models

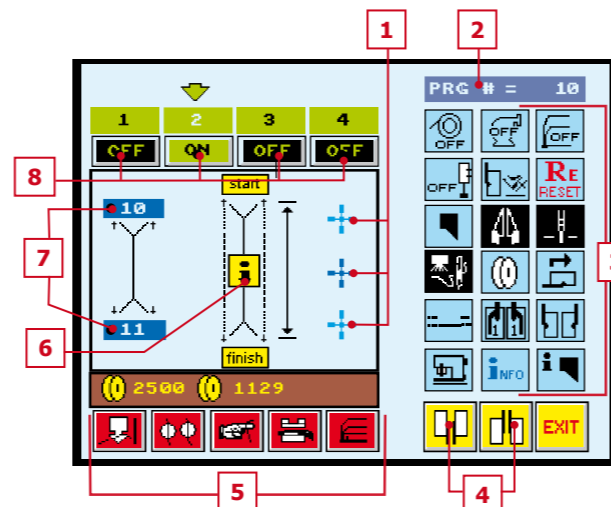
The AP versions include all of the features of the standard machine plus the added capability of making true slanted welts. The two independently driven needle bars (11) can start and finish sewing offset by up to 5 mm (see below the diagram) thanks to use of a split needle sewing head. This allows the machine to sew either straight or angle welts with and without pocket flap insertion.

The AP model uses 3 sets of tab knives (12) providing accurate corner cutting in all applications. The machine can automatically alternate between left and right side pockets or sew all the welts both inside and outside of a garment in sequence.



Touch Screen Display

All pocketwelting machines are equipped with 5,7" graphic touch screen display that provides the operator with a user friendly working environment and with icons for every operation required to sew the perfect pocketwelt. It is possible to program 10 different pocket styles with individual sewing functions and parameters assigned. Optionally, the LW-7000 machine can be equipped with a full-color touch screen display using the same icons.



1. Sewing Position Selection
2. Pocketwelt Program Selection
3. Optional Adjustments and Functions
4. Carriage Position Selection
5. Function Buttons for Thread Tension; Stacker, Auto Tape, Thread Trimmer
6. Pocketwelt Adjustments
7. Tab Knife Adjustments
8. Cycle Mode (Pocketwelt ON/OFF)

